



# Operational Semantics

# One-Slide Summary

- **Operational semantics** is a precise way of specifying how to evaluate a program.
- A **formal semantics** tells you what each expression means.
- Meaning depends on **context**: a **variable environment** will map variables to memory locations and a **store** will map memory locations to values.

# Lecture Outline: OpSem

- Motivation
- Notation
- **The Rules**
  - Simple Expressions
  - while
  - new
  - dispatch




# Motivation

- We must specify for every Cool expression *what happens when it is evaluated*
  - This is the **meaning** of an expression
- The definition of a programming language:
  - The tokens  $\Rightarrow$  lexical analysis
  - The grammar  $\Rightarrow$  syntactic analysis
  - The typing rules  $\Rightarrow$  semantic analysis
  - The evaluation rules  $\Rightarrow$  interpretation  
(also: staged hints for compilation)

# Evaluation Rules So Far

- So far, we specified the evaluation rules **intuitively**
  - We described how dynamic dispatch behaved in words (e.g., “just like Java”)
  - We talked about scoping, variables, arithmetic expressions (e.g., “they work as expected”)
- Why isn't this description good enough?




# Assembly Language

## Description of Semantics

- We might just tell you how to compile it
  - (but that would be helpful ...)
- But assembly-language descriptions of language implementation have too many irrelevant details
  - Which way the stack grows
  - How integers are represented on a particular machine
  - The particular instruction set of the architecture
- We need a **complete** but **not overly restrictive** specification

# Programming Language Semantics

- There are many ways to specify programming language semantics
- They are all equivalent but some are more suitable to various tasks than others
- **Operational semantics**
  - Describes the evaluation of programs on an abstract machine
  - Most useful for specifying implementations
  - This is what we will use for Cool



# Other Kinds of Semantics

- **Denotational semantics**

- The meaning of a program is expressed as a **mathematical object**
- Elegant but quite complicated

- **Axiomatic semantics**

- Useful for checking that programs satisfy certain correctness properties
  - e.g., that the quick sort function sorts an array
- The foundation of many **program verification systems**



# Introduction to Operational Semantics

- Once again we introduce a formal notation
  - Using **logical rules of inference**, cf. typing rules

- Recall the typing judgment

**Context**  $\vdash$  **e** : **T**

(in the given **context**, expression **e** has type **T**)

- We try something similar for evaluation

**Context**  $\vdash$  **e** : **v**

(in the given **context**, expression **e** evaluates to **value v**)

# Example Operational Semantics Inference Rule

**Context**  $\vdash e_1 : 5$

**Context**  $\vdash e_2 : 7$

---

**Context**  $\vdash e_1 + e_2 : 12$

- In general the result of evaluating an expression *depends on* the result of evaluating its subexpressions
- The logical rules specify everything that is needed to evaluate an expression

# Aside

- The operational semantics inference rules for Cool will become quite complicated
  - i.e., many hypotheses
- This may initially look daunting
- Until you realize that the opsem rules specify exactly how to build an interpreter
- That is, every rule of inference in this lecture is pseudocode for an interpreter
  - Also: walking through the opsem (and thinking “my compiler must generate code that will, at run-time, implement this”) is a CA4/CA5 hint.

- It might be tempting to protest this excursion into Theory
- But I assert it will come in handy very soon!



# What Contexts Are Needed?

- Contexts are needed to handle variables
- Consider the evaluation of  $y \leftarrow x + 1$ 
  - We need to keep track of values of variables
  - We need to allow variables to change their values during the evaluation
- We track variables and their values with:
  - An **environment** : tells us at what address in memory is the value of a variable stored
  - A **store** : tells us what is the contents of a memory location

# What Contexts Are Needed?

Remind me – why do we need a separate **store** and **environment**?  
Are those compiler notions?  
Which is static? Which is dynamic?

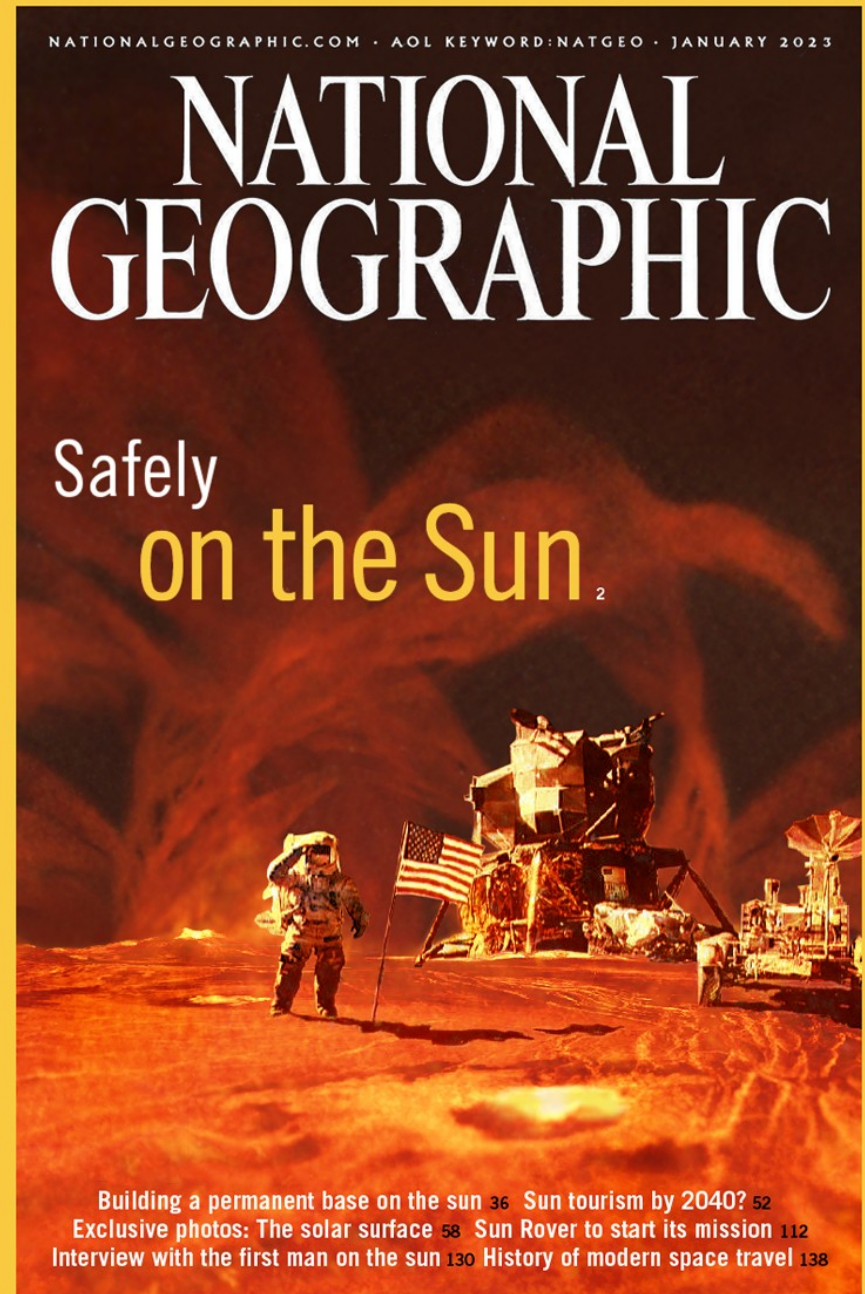
- An **environment** : tells us at what address in memory is the value of a variable stored
- A **store** : tells us what is the contents of a memory location

# Variable Environments

- A variable **environment** is a map from variable names to **locations**
- Tells in what memory location the value of a variable is stored
  - Locations = Memory Addresses
- Environment tracks **in-scope** variables only
- Example environment:
$$E = [a : l_1, b : l_2]$$
- To lookup a variable **a** in environment **E** we write **E(a)**

# Lost?

- Environments may seem hostile and unforgiving
- But soon they'll feel just like home!
- Names → Locations





# Stores

- A **store** maps memory locations to values
- Example store:

$$S = [l_1 \rightarrow 5, l_2 \rightarrow 7]$$

- To lookup the contents of a location  $l_1$  in store  $S$  we write  $S(l_1)$
- To perform an assignment of **23** to location  $l_1$  we write  $S[23/l_1]$ 
  - This denotes a new store  $S'$  such that
$$S'(l_1) = 23 \quad \text{and} \quad S'(l) = S(l) \text{ if } l \neq l_1$$

- Avoid mistakes in your stores!
- Locations → Values



# Cool Values

- All **values** in Cool are objects
  - All objects are instances of some class (the dynamic type of the object)
- To denote a Cool object we use the notation  $X(a_1 = l_1, \dots, a_n = l_n)$  where
  - $X$  is the **dynamic type** of the object (type tag)
  - $a_i$  are the **attributes** (including those inherited)
  - $l_i$  are the **locations** where the values of attributes are stored

# Cool Values (Cont.)

- Special cases (without named attributes)
  - `Int(5)`                      the integer 5
  - `Bool(true)`                      the boolean true
  - `String(4, "Cool")`              the string "Cool" of length 4
  - Last lecture: `Int(5)` and `String(4, "Cool")` in Ocaml
- There is a special value `void` that is a member of all types
  - No operations can be performed on it
  - Except for the test `isvoid`
  - Concrete implementations might use NULL here

# Operational Rules of Cool

- The evaluation **judgment** is

$$so, E, S \vdash e : v, S'$$

read:

- Given **so** the current value of the **self** object
- And **E** the current variable environment
- And **S** the current store
- If the evaluation of **e** **terminates** then
- The returned value is **v**
- And the new store is **S'**

# Notes

- The “result” of evaluating an expression is **both** a value **and also** a new store
- Changes to the store **model side-effects**
  - side-effects = assignments to mutable variables
- The variable environment does not change
- Nor does the value of “self”
- The operational semantics allows for non-terminating evaluations
- We define one rule for each kind of expression

# Operational Semantics for Base Values

---

$so, E, S \vdash \mathbf{true} : \mathbf{Bool}(\mathbf{true}), S$

---

$so, E, S \vdash \mathbf{false} : \mathbf{Bool}(\mathbf{false}), S$

$i$  is an integer literal

$so, E, S \vdash \mathbf{i} : \mathbf{Int}(\mathbf{i}), S$

$s$  is a string literal  
 $n$  is the length of  $s$

---

$so, E, S \vdash \mathbf{s} : \mathbf{String}(n, \mathbf{s}), S$

- No side effects in these cases  
(the store does not change)

# Operational Semantics of Variable References

$$E(\text{id}) = l_{\text{id}}$$

$$S(l_{\text{id}}) = v$$

---

$$so, E, S \vdash \text{id} : v, S$$

- Note the **double lookup** of variables
  - First from name to location (compile time)
  - Then from location to value (run time)
- The store does not change
- A special case:

---

$$so, E, S \vdash \text{self} : so, S$$



# Operational Semantics of Assignment

$$so, E, S \vdash e : v, S_1$$

$$E(id) = l_{id}$$

$$S_2 = S_1[v/l_{id}]$$

---

$$so, E, S \vdash id \leftarrow e : v, S_2$$

- A three step process
  - Evaluate the right hand side
    - $\Rightarrow$  a value  $v$  and a new store  $S_1$
  - Fetch the location of the assigned variable
  - The result is the value  $v$  and an updated store
- The environment does not change

# Operational Semantics of Conditionals

$$so, E, S \vdash e_1 : \text{Bool}(\text{true}), S_1$$
$$so, E, S_1 \vdash e_2 : v, S_2$$

---

$$so, E, S \vdash \text{if } e_1 \text{ then } e_2 \text{ else } e_3 : v, S_2$$

- The “**threading**” of the store enforces an evaluation sequence
  - $e_1$  must be evaluated first to produce  $S_1$
  - Then  $e_2$  can be evaluated
- The result of evaluating  $e_1$  is a boolean object
  - The **typing rules** ensure this
  - There is another, similar, rule for **Bool(false)**

# Operational Semantics of Sequences

$$so, E, S \vdash e_1 : v_1, S_1$$
$$so, E, S_1 \vdash e_2 : v_2, S_2$$

...

$$so, E, S_{n-1} \vdash e_n : v_n, S_n$$

---

$$so, E, S \vdash \{ e_1; \dots; e_n; \} : v_n, S_n$$

- Again the threading of the store expresses the intended evaluation sequence
- Only the last value is used
- But all the side-effects are collected (how?)

## Q: Books (711 / 842)

- In this 1943 Antoine de Saint-Exupery novel the title character lives on an asteroid with a rose but eventually travels to Earth.

# Fairy Tales Trivia

(rvr3yn memorial)

- Identify the authors of Kinder- und Hausmärchen, a German collection of fairy tales from 1812 that includes:
  - Rapunzel
  - Hansel and Gretel
  - Cinderella
  - Rumpelstiltskin
  - Golden Goose
  - Little Snow White

# Real-World Languages

- This North Germanic language was spoken by Scandinavians and their overseas settlements until about 1300. It featured masculine, feminine and neuter genders, with adjectives and pronouns mirroring the gender of the antecedent noun. English gets words such as slaughter (slátr), thrift (þrift) and anger (anгр) from this.



# Operational Semantics of `while` (1)

$$\frac{\text{so, E, S} \vdash e_1 : \text{Bool}(\text{false}), S_1}{\text{so, E, S} \vdash \text{while } e_1 \text{ loop } e_2 \text{ pool} : \text{void}, S_1}$$

- If  $e_1$  evaluates to `Bool(false)` then the loop terminates immediately
  - With the side-effects from the evaluation of  $e_1$
  - And with (arbitrary) result value `void`
- The typing rules ensure that  $e_1$  evaluates to a boolean object

# Operational Semantics of `while` (2)

$$\text{so, } E, S \vdash e_1 : \text{Bool}(\text{true}), S_1$$
$$\text{so, } E, S_1 \vdash e_2 : v, S_2$$
$$\text{so, } E, S_2 \vdash \text{while } e_1 \text{ loop } e_2 \text{ pool} : \text{void}, S_3$$

---

$$\text{so, } E, S \vdash \text{while } e_1 \text{ loop } e_2 \text{ pool} : \text{void}, S_3$$

- Note the sequencing ( $S \rightarrow S_1 \rightarrow S_2 \rightarrow S_3$ )
- Note how looping is expressed
  - Evaluation of “`while ...`” is expressed in terms of the evaluation of `itself` in another state
- The result of evaluating  $e_2$  is discarded
  - Only the side-effect is preserved



# Operational Semantics of **let** Expressions (1)

$so, E, S \vdash e_1 : v_1, S_1$

$so, ?, ? \vdash e_2 : v, S_2$

---

$so, E, S \vdash \mathbf{let\ id : T \leftarrow e_1\ in\ e_2 : v_2, S_2}$

- What is the context in which  $e_2$  must be evaluated?
  - Environment like  $E$  but with a new binding of  $id$  to a fresh location  $l_{new}$
  - Store like  $S_1$  but with  $l_{new}$  mapped to  $v_1$

# Operational Semantics of **let** Expressions (II)

- We write  $l_{\text{new}} = \text{newloc}(S)$  to say that  $l_{\text{new}}$  is a location that is not already used in  $S$ 
  - Think of **newloc** as the dynamic memory allocation function (or reserving stack space)
- The operational rule for **let**:

$$\text{so, } \mathbf{E, S} \vdash \mathbf{e_1 : v_1, S_1}$$

$$l_{\text{new}} = \text{newloc}(S_1)$$

$$\text{so, } \mathbf{E[l_{\text{new}}/id], S_1[v_1/l_{\text{new}}]} \vdash \mathbf{e_2 : v_2, S_2}$$

---

$$\text{so, } \mathbf{E, S} \vdash \mathbf{let\ id : T \leftarrow e_1\ in\ e_2 : v_2, S_2}$$

# Balancing Act

- Now we're going to do some **very difficult** rules
  - new, dispatch
- This may initially seem tricky
  - How could that possibly work?
  - What's going on here?
- With time, these rules can actually be elegant!




# Operational Semantics of `new`

- Consider the expression `new T`
- Informal semantics
  - Allocate new locations to hold the values for all attributes of an object of class `T`
    - Essentially, allocate space for a new object
  - Initialize those locations with the default values of attributes
  - Evaluate the initializers and set the resulting attribute values
  - Return the newly allocated object

# Default Values

- For each class  $A$  there is a default value denoted by  $D_A$ 
  - $D_{\text{int}} = \text{Int}(0)$
  - $D_{\text{bool}} = \text{Bool}(\text{false})$
  - $D_{\text{string}} = \text{String}(0, \text{""})$
  - $D_A = \text{void}$  (for all others classes  $A$ )



# More Notation

- For a class  $A$  we write

$$\text{class}(A) = (a_1 : T_1 \leftarrow e_1, \dots, a_n : T_n \leftarrow e_n)$$

where

- $a_i$  are the attributes (including inherited ones)
  - $T_i$  are their declared types
  - $e_i$  are the initializers
- This is the **class map** from PA4!

# Operational Semantics of **new**

- Observation: **new SELF\_TYPE** allocates an object with the same dynamic type as **self**

$T_0 =$  if  $T == \text{SELF\_TYPE}$  and  $so = X(\dots)$  then  $X$  else  $T$

$\text{class}(T_0) = (a_1 : T_1 \leftarrow e_1, \dots, a_n : T_n \leftarrow e_n)$

$l_i = \text{newloc}(S)$  for  $i = 1, \dots, n$

$v = T_0(a_1 = l_1, \dots, a_n = l_n)$

$S_1 = S[D_{T_1}/l_1, \dots, D_{T_n}/l_n]$

$E' = [a_1 : l_1, \dots, a_n : l_n]$

$v, E', S_1 \vdash \{ a_1 \leftarrow e_1; \dots; a_n \leftarrow e_n; \} : v_n, S_2$

*Initialize  
new object*

---

$so, E, S \vdash \text{new } T : v, S_2$

# Operational Semantics of **new**

- Observation: **new SELF\_TYPE** allocates an object with the same dynamic type as **self**

$T_0 =$  if  $T == \text{SELF\_TYPE}$  and  $\text{so} = X(\dots)$  then  $X$  else  $T$

$\text{class}(T_0) = (a_1 : T_1 \leftarrow e_1, \dots, a_n : T_n \leftarrow e_n)$

$l_i = \text{newloc}(S)$  for  $i = 1, \dots, n$

$v = T_0(a_1 = l_1, \dots, a_n = l_n)$

$S_1 = S[D_{T_1}/l_1, \dots, D_{T_n}/l_n]$

$E' = [a_1 : l_1, \dots, a_n : l_n]$

$v, E', S_1 \vdash \{ a_1 \leftarrow e_1; \dots; a_n \leftarrow e_n; \} : v_n, S_2$

*Initialize  
new object*

---

$\text{so}, E, S \vdash \text{new } T : v, S_2$



# Operational Semantics of `new`

- The first three lines `allocate` the object
- The rest of the lines `initialize` it
  - By evaluating a sequence of assignments
- State in which the initializers are evaluated:
  - `Self` is the current object
  - Only the attributes are in scope (same as in typing)
  - Starting value of attributes are the default ones
- Side-effects of initialization are kept (in `s2`)

# Operational Semantics of Method Dispatch

- Consider the expression  $e_0.f(e_1, \dots, e_n)$
- Informal semantics:
  - Evaluate the arguments in order  $e_1, \dots, e_n$
  - Evaluate  $e_0$  to the target object
  - Let  $X$  be the **dynamic** type of the target object
  - Fetch from  $X$  the definition of  $f$  (with  $n$  args)
  - Create  $n$  new locations and an environment that maps  $f$ 's formal arguments to those locations
  - Initialize the locations with the actual arguments
  - Set **self** to the target object and evaluate  $f$ 's body

# More Notation

- For a class  $A$  and a method  $f$  of  $A$  (possibly inherited) we write:

$$\text{imp}(A, f) = (x_1, \dots, x_n, e_{\text{body}})$$

where

- $x_i$  are the names of the **formal arguments**
  - $e_{\text{body}}$  is the **body** of the method
- This is the **imp map** from PA4!

# Dispatch OpSem

$so, E, S \vdash e_1 : v_1, S_1$

$so, E, S_1 \vdash e_2 : v_2, S_2$

...

$so, E, S_{n-1} \vdash e_n : v_n, S_n$

$so, E, S_n \vdash e_0 : v_0, S_{n+1}$

$v_0 = X(a_1 = l_1, \dots, a_m = l_m)$

$imp(X, f) = (x_1, \dots, x_n, e_{body})$

$l_{xi} = newloc(S_{n+1})$  for  $i = 1, \dots, n$

$E' = [x_1 : l_{x1}, \dots, x_n : l_{xn}, a_1 : l_1, \dots, a_m : l_m]$

$S_{n+2} = S_{n+1}[v_1/l_{x1}, \dots, v_n/l_{xn}]$

$v_0, E', S_{n+2} \vdash e_{body} : v, S_{n+3}$

*Evaluate arguments*

*Evaluate receiver object*

*Find type and attributes*

*Find formals and body*

*New  
environment*

*New store*

*Evaluate body*

---

$so, E, S \vdash e_0.f(e_1, \dots, e_n) : v, S_{n+3}$

# Dispatch OpSem (scoping detail)

$so, E, S \vdash e_1 : v_1, S_1$

$so, E, S_1 \vdash e_2 : v_2, S_2$

...

$so, E, S_{n-1} \vdash e_n : v_n, S_n$

$so, E, S_n \vdash e_0 : v_0, S_{n+1}$

$v_0 = X(a_1 = l_1, \dots, a_m = l_m)$

$imp(X, f) = (X_1, \dots, X_n, e_1)$

$l_{xi} = newloc(S_{n+1})$  for  $i = 1, \dots, n$

**Formal  
Parameters**

**Fields**  
(shadowed by params)

$E' = [x_1 : l_{x1}, \dots, x_n : l_{xn}, a_1 : l_1, \dots, a_m : l_m]$

$S_{n+2} = S_{n+1}[v_1/l_{x1}, \dots, v_n/l_{xn}]$

$v_0, E', S_{n+2} \vdash e_{body} : v, S_{n+3}$

---

$so, E, S \vdash e_0.f(e_1, \dots, e_n) : v, S_{n+3}$

# Operational Semantics of Dispatch

- The body of the method is invoked with
  - **E** mapping formal arguments and self's attributes
  - **S** like the caller's except with actual arguments bound to the locations allocated for formals
- The notion of the activation frame is implicit
  - New locations are allocated for actual arguments
- The semantics of static dispatch is similar except the implementation of **f** is taken from the specified class

# Runtime Errors

Operational rules do not cover all cases

Consider for example the rule for dispatch:

...

$so, E, S_n \vdash e_0 : v_0, S_{n+1}$

$v_0 = X(a_1 = l_1, \dots, a_m = l_m)$

$\text{imp}(X, f) = (x_1, \dots, x_n, e_{\text{body}})$

...

---

$so, E, S \vdash e_0.f(e_1, \dots, e_n) : v, S_{n+3}$

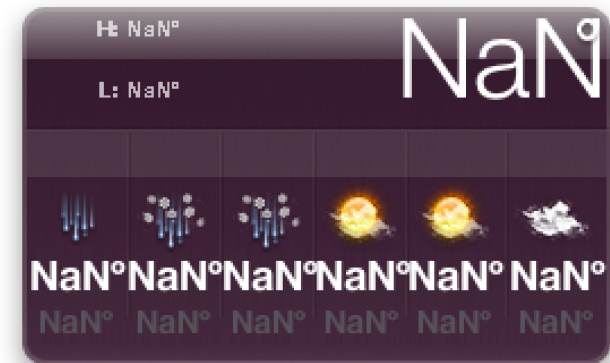
What happens if  $\text{imp}(X, f)$  is not defined?

Cannot happen in a well-typed program

(because of the Type Safety Theorem, yay)

# Runtime Errors

- There are some runtime errors that the type checker does not try to prevent
  - A dispatch on void
  - **Division by zero**
  - Substring out of range
  - Heap overflow
- In such case the execution must abort gracefully
  - With an error message and not with a segfault





# Conclusions

- Operational rules are very **precise**
  - Nothing is left unspecified
- Operational rules contain a lot of details
  - Read them **carefully**
- Most languages do not have a well specified operational semantics
- When portability is important an operational semantics becomes essential
  - But not always using the exact notation we used for Cool

# Homework

- CA4t
- WA5
- PA5t
- CA4