

# CS 318 Principles of Operating Systems

Fall 2018

## Lecture 7: Semaphores and Monitors

Ryan Huang



JOHNS HOPKINS  
WHITING SCHOOL  
of ENGINEERING

Slides adapted from Geoff Voelker's lectures

# Administrivia

- **HW2 is out**
  - Do the exercise to check your understanding on lecture 3-5
- **Lab 1**
  - Due this Friday midnight
  - If you decide to use late hours, email [cs318-staff@cs.jhu.edu](mailto:cs318-staff@cs.jhu.edu)
  - Reminder about **cheating policy**

# Higher-Level Synchronization

- **We looked at using locks to provide mutual exclusion**
- **Locks work, but they have limited semantics**
  - Just provide mutual exclusion
- **Instead, we want synchronization mechanisms that**
  - Block waiters, leave interrupts enabled in critical sections
  - Provide semantics beyond mutual exclusion
- **Look at two common high-level mechanisms**
  - **Semaphores**: binary (mutex) and counting
  - **Monitors**: mutexes and condition variables
- **Use them to solve common synchronization problems**

# Semaphores

- An **abstract data type** to provide mutual exclusion to critical sections
  - Described by Dijkstra in the “THE” system in 1968
- **Semaphores can also be used as atomic counters**
  - More later
- **Semaphores are “integers” that support two operations:**
  - **Semaphore::P(): decrement**, block until semaphore is open
    - after the Dutch word “Proberen” (to try), also `Wait()`
  - **Semaphore::V(): increment**, allow another thread to enter
    - after the Dutch word “Verhogen” (increment), also `Signal()`
  - That's it! No other operations – not even just reading its value
- **Semaphore safety property: the semaphore value is always greater than or equal to 0**

# Blocking in Semaphores

- **Associated with each semaphore is a queue of waiting processes**
- **When  $P()$  is called by a thread:**
  - If semaphore is **open**, thread continues
  - If semaphore is **closed**, thread blocks on queue
- **Then  $V()$  opens the semaphore:**
  - If a thread is waiting on the queue, the thread is unblocked
  - **If no threads are waiting on the queue, the signal is remembered for the next thread**
    - **In other words,  $V()$  has “history”** (c.f., condition vars later)
    - This “history” is a counter

# Semaphore Types

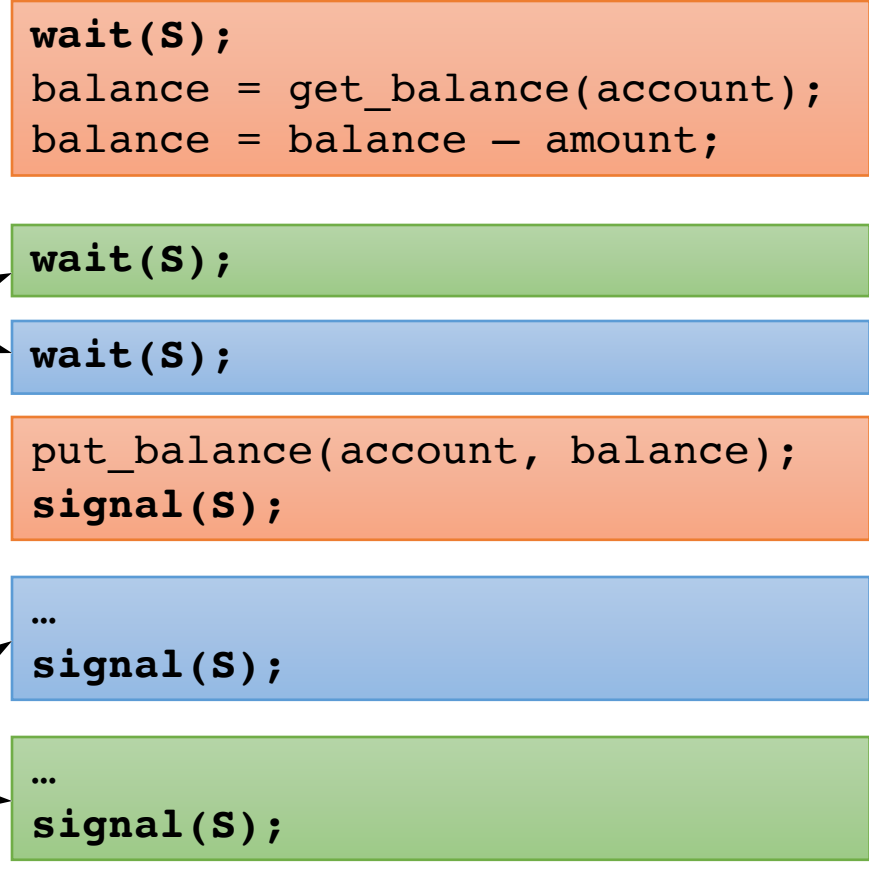
- **Semaphores come in two types**
- **Mutex semaphore (or binary semaphore)**
  - Represents single access to a resource
  - Guarantees mutual exclusion to a critical section
- **Counting semaphore (or general semaphore)**
  - Represents a resource with many units available, or a resource that allows certain kinds of unsynchronized concurrent access (e.g., reading)
  - Multiple threads can pass the semaphore
  - Number of threads determined by the semaphore “count”
    - mutex has count = 1, counting has count = N

# Using Semaphores

- Use is similar to our locks, but semantics are different

```
struct Semaphore {  
    int value;  
    Queue q;  
} S;  
withdraw (account, amount) {  
    wait(S);  
    balance = get_balance(account);  
    balance = balance - amount;  
    put_balance(account, balance);  
    signal(S);  
    return balance;  
}
```

Threads  
block  
critical  
section



It is undefined which  
thread runs after a signal

# Semaphores in Pintos

```
void sema_down(struct semaphore *sema)
{
    enum intr_level old_level;
    old_level = intr_disable();
    while (sema->value == 0) {
        list_push_back(&sema->waiters,
                      &thread_current()->elem);
        thread_block();
    }
    sema->value--;
    intr_set_level(old_level);
}
```

```
void sema_up(struct semaphore *sema)
{
    enum intr_level old_level;
    old_level = intr_disable();
    if (!list_empty (&sema->waiters))
        thread_unblock(list_entry(
                      list_pop_front(&sema->waiters),
                      struct thread, elem));
    sema->value++;
    intr_set_level(old_level);
}
```

- **To reference current thread:** `thread_current()`
- `thread_block()` **assumes interrupts are disabled**
  - Note that interrupts are disabled only to enter/leave critical section
  - **How can it sleep with interrupts disabled?**



# Interrupts Disabled During Context Switch

```
thread_yield() {  
    Disable interrupts;  
    add current thread to ready_list;  
    schedule(); // context switch  
    Enable interrupts;  
}
```

```
sema_down() {  
    Disable interrupts;  
    while(value == 0) {  
        add current thread to waiters;  
        thread_block();  
    }  
    value--;  
    Enable interrupts;  
}
```

```
[thread_yield]  
Disable interrupts;  
add current thread to ready_list;  
schedule();
```

```
[thread_yield]  
(Returns from schedule())  
Enable interrupts;
```

```
[sema_down]  
Disable interrupts;  
while(value == 0) {  
    add current thread to waiters;  
    thread_block();  
}
```

```
[thread_yield]  
(Returns from schedule())  
Enable interrupts;
```

# Using Semaphores

- **We've looked at a simple example for using synchronization**
  - Mutual exclusion while accessing a bank account
- **Now we're going to use semaphores to look at more interesting examples**
  - Readers/Writers
  - Bounded Buffers

# Readers/Writers Problem

- **Readers/Writers Problem:**

- An object is shared among several threads
- Some threads only read the object, others only write it
- We can allow **multiple readers** but only **one writer**
  - Let  $\#r$  be the number of readers,  $\#w$  be the number of writers
  - **Safety:**  $(\#r \geq 0) \wedge (0 \leq \#w \leq 1) \wedge ((\#r > 0) \Rightarrow (\#w = 0))$

- **How can we use semaphores to implement this protocol?**

- **Use three variables**

- `int readcount` – number of threads reading object
- Semaphore `mutex` – control access to `readcount`
- Semaphore `w_or_r` – exclusive writing or reading

# Readers/Writers

```
// number of readers
int readcount = 0;
// mutual exclusion to readcount
Semaphore mutex = 1;
// exclusive writer or reader
Semaphore w_or_r = 1;


writer {
    wait(w_or_r); // lock out readers
    Write;
    signal(w_or_r); // up for grabs
}
```

```
reader {
    wait(mutex); // lock readcount
    readcount += 1; // one more reader
    if (readcount == 1)
        wait(w_or_r); // synch w/ writers
    signal(mutex); // unlock readcount
    Read;
    wait(mutex); // lock readcount
    readcount -= 1; // one less reader
    if (readcount == 0)
        signal(w_or_r); // up for grabs
    signal(mutex); // unlock readcount
}
```

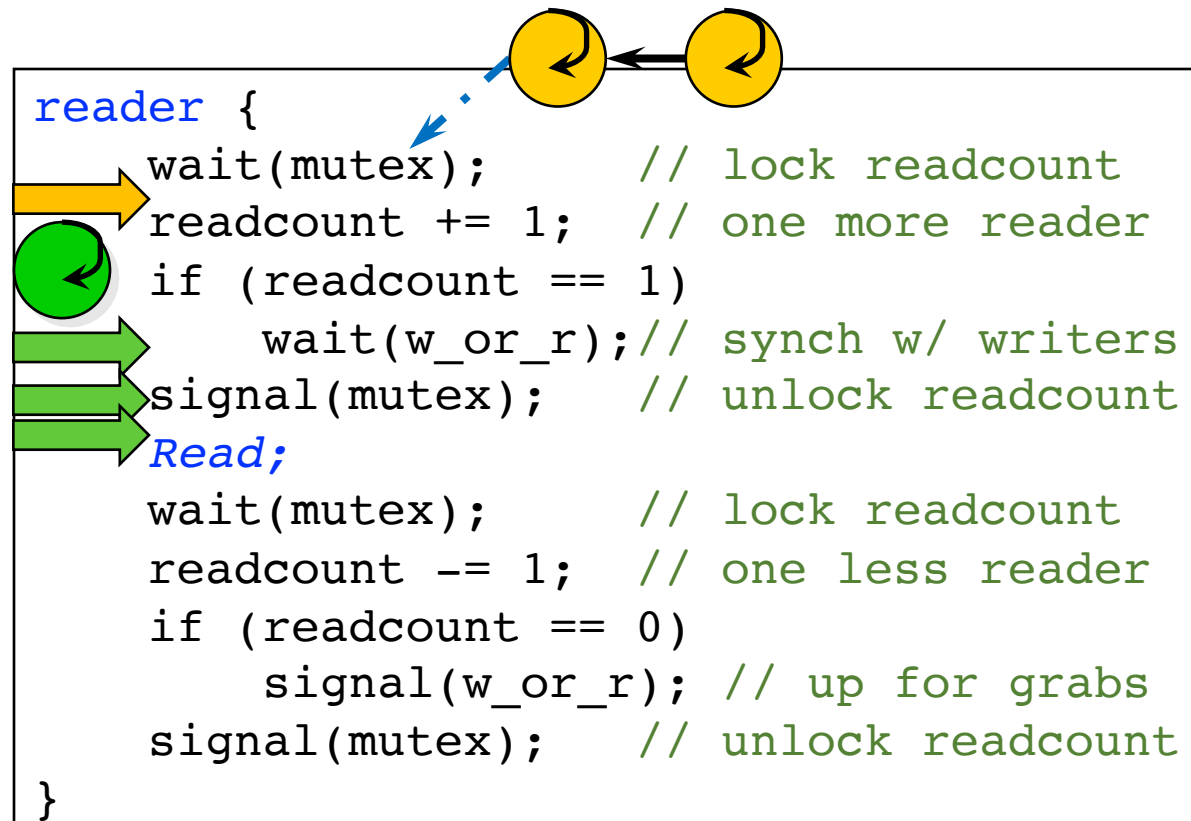
# Readers/Writers

```
// number of readers
int readcount = 0;
// mutual exclusion to readcount
Semaphore mutex = 1;
// exclusive writer or reader
Semaphore w_or_r = 1;

writer {
    wait(w_or_r); // lock out readers
    Write;
    signal(w_or_r); // up for grabs
}
```



```
reader {
    wait(mutex); // lock readcount
    readcount += 1; // one more reader
    if (readcount == 1)
        wait(w_or_r); // synch w/ writers
    signal(mutex); // unlock readcount
    Read;
    wait(mutex); // lock readcount
    readcount -= 1; // one less reader
    if (readcount == 0)
        signal(w_or_r); // up for grabs
    signal(mutex); // unlock readcount
}
```



# Semaphores in Pintos

```
void sema_down(struct semaphore *sema)
{
    enum intr_level old_level;
    old_level = intr_disable();
    while (sema->value == 0) {
        list_push_back(&sema->waiters,
                       &thread_current()->elem);
        thread_block();
    }
    sema->value--;
    intr_set_level(old_level);
}
```

```
reader {
    wait(mutex);
    ...
    signal(mutex);
    Read;
    wait(mutex);
    ...
}
```

```
void sema_up(struct semaphore *sema)
{
    enum intr_level old_level;
    old_level = intr_disable();
    if (!list_empty (&sema->waiters))
        thread_unblock(list_entry(
            list_pop_front(&sema->waiters), ...));
    sema->value++;
    intr_set_level(old_level);
}
```

# Readers/Writers Notes

- `w_or_r` provides mutex between readers and writers
  - writer wait/signal, reader wait/signal when `readcount` goes from 0 to 1 or from 1 to 0.
- If a writer is writing, where will readers be waiting?
- Once a writer exits, all readers can fall through
  - Which reader gets to go first?
  - Is it guaranteed that all readers will fall through?
- If readers and writers are waiting, and a writer exits, who goes first?
- Why do readers use `mutex`?
- Why don't writers use `mutex`?
- What if the signal is above `“if (readcount == 1)”`?

# Bounded Buffer

- **Problem: There is a set of resource buffers shared by producer and consumer threads**
  - **Producer** inserts resources into the buffer set
    - Output, disk blocks, memory pages, processes, etc.
  - **Consumer** removes resources from the buffer set
    - Whatever is generated by the producer
- **Producer and consumer execute at different rates**
  - No serialization of one behind the other
  - Tasks are independent (easier to think about)
  - The buffer set allows each to run without explicit handoff
- **Safety:**
  - Sequence of consumed values is prefix of sequence of produced values
  - If  $nc$  is number consumed,  $np$  number produced, and  $N$  the size of the buffer, then  $0 \leq np - nc \leq N$



# Bounded Buffer (2)

- $0 \leq np - nc \leq N$  and  $0 \leq (nc - np) + N \leq N$
- **Use three semaphores:**
  - **empty** – count of empty buffers
    - Counting semaphore
    - $empty = (nc - np) + N$
  - **full** – count of full buffers
    - Counting semaphore
    - $np - nc = full$
  - **mutex** – mutual exclusion to shared set of buffers
    - Binary semaphore

# Bounded Buffer (3)

```
Semaphore mutex = 1; // mutual exclusion to shared set of buffers
Semaphore empty = N; // count of empty buffers (all empty to start)
Semaphore full = 0; // count of full buffers (none full to start)
```

```
producer {
  while (1) {
    Produce new resource;
    wait(empty); // wait for empty buffer
    wait(mutex); // lock buffer list
    Add resource to an empty buffer;
    signal(mutex); // unlock buffer list
    signal(full); // note a full buffer
  }
}
```

```
consumer {
  while (1) {
    wait(full); // wait for a full buffer
    wait(mutex); // lock buffer list
    Remove resource from a full buffer;
    signal(mutex); // unlock buffer list
    signal(empty); // note an empty buffer
    Consume resource;
  }
}
```

# Bounded Buffer (4)

- **Why need the mutex at all?**
- **Where are the critical sections?**
- **What has to hold for deadlock to occur?**
  - $\text{empty} = 0$  and  $\text{full} = 0$
  - $(nc - np) + N = 0$  and  $np - nc = 0$
  - $N = 0$
- **What happens if operations on mutex and full/empty are switched around?**
  - The pattern of signal/wait on full/empty is a common construct often called an [interlock](#)
- **Producer-Consumer and Bounded Buffer are classic sync. problems**

# Semaphore Questions

- Are there any problems that **can be solved** with counting semaphores that **cannot be solved** with mutex semaphores?
- Does it matter **which thread is unblocked** by a signal operation?
  - Hint: consider the following three threads sharing a semaphore **mutex** that is initially 1:

```
while (1) {  
    wait(mutex);  
    // in critical  
    // section  
    signal(mutex);  
}
```

```
while (1) {  
    wait(mutex);  
    // in critical  
    // section  
    signal(mutex);  
}
```

```
while (1) {  
    wait(mutex);  
    // in critical  
    // section  
    signal(mutex);  
}
```

# Semaphore Summary

- **Semaphores can be used to solve any of the traditional synchronization problems**
- **However, they have some drawbacks**
  - They are essentially shared global variables
    - Can potentially be accessed anywhere in program
  - No connection between the semaphore and the data being controlled by the semaphore
  - Used both for critical sections (mutual exclusion) and coordination (scheduling)
    - Note that I had to use comments in the code to distinguish
  - No control or guarantee of proper usage
- **Sometimes hard to use and prone to bugs**
  - **Another approach: Use programming language support**

# Monitors

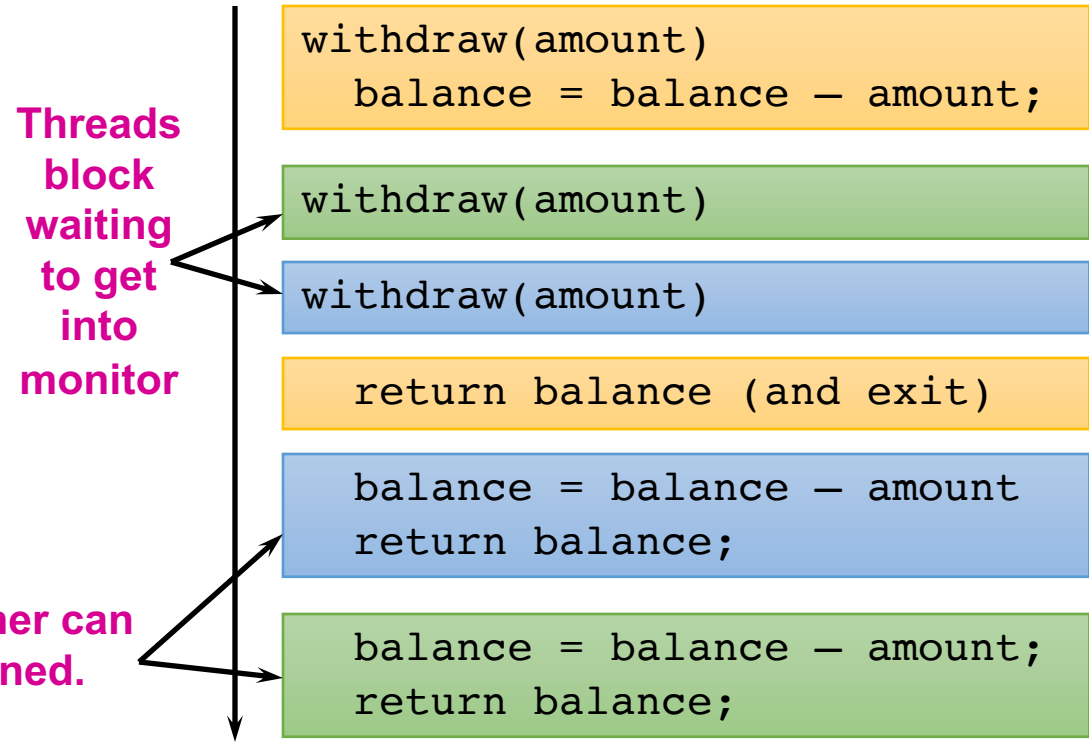
- **A monitor is a programming language construct that controls access to shared data**
  - Synchronization code added by compiler, enforced at runtime
  - Why is this an advantage?
- **A monitor is a module that encapsulates**
  - Shared data structures
  - Procedures that operate on the shared data structures
  - Synchronization between concurrent threads that invoke the procedures
- **A monitor protects its data from unstructured access**
- **It guarantees that threads accessing its data through its procedures interact only in legitimate ways**

# Monitor Semantics

- **A monitor guarantees mutual exclusion**
  - Only one thread can execute any monitor procedure at any time (the thread is “in the monitor”)
  - If a second thread invokes a monitor procedure when a first thread is already executing one, it blocks
    - So the monitor has to have a wait queue...
  - If a thread within a monitor blocks, another one can enter
- **What are the implications in terms of parallelism in a monitor?**

# Account Example

```
Monitor account {  
    double balance;  
  
    double withdraw(amount) {  
        balance = balance - amount;  
        return balance;  
    }  
}
```



When first thread exits, another can enter. Which one is undefined.

- Hey, that was easy!
- But what if a thread wants to wait inside the monitor?
  - Such as “mutex(empty)” by reader in bounded buffer?



# Monitors, Monitor Invariants and Condition Variables

- A **monitor invariant** is a **safety property** associated with the monitor, expressed over the monitored variables. It holds whenever a thread enters or exits the monitor.
- A **condition variable** is associated with a **condition** needed for a thread to make progress once it is in the monitor.
  - alternative: busy waiting, bad

```
Monitor M {  
    ... monitored variables  
    Condition c;  
  
    void enterMonitor (...) {  
        if (extra property not true) wait(c);    waits outside of the monitor's mutex  
        do what you have to do  
        if (extra property true) signal(c);    brings in one thread waiting on condition  
    }
```

# Condition Variables

- **Condition variables support three operations:**
  - **Wait** – **release monitor lock**, wait for C/V to be signaled
    - So condition variables have wait queues, too
  - **Signal** – wakeup one waiting thread
  - **Broadcast** – wakeup all waiting threads
- **Condition variables are not boolean objects**
  - `if (condition_variable) then ...` does not make sense
  - `if (num_resources == 0) then wait(resources_available)` does
  - An example will make this more clear

# Monitor Bounded Buffer

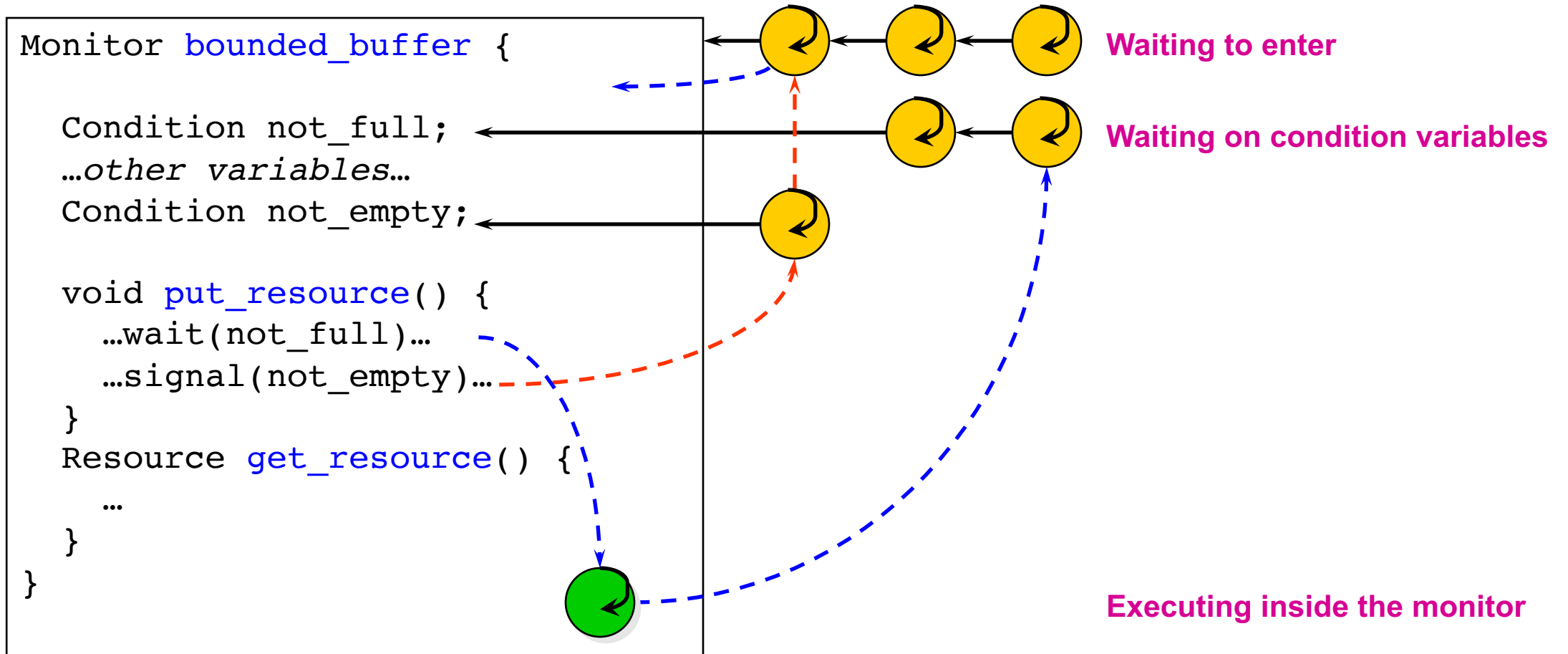
```
Monitor bounded_buffer {
  Resource buffer[N];
  // Variables for indexing buffer
  // monitor invariant involves these vars
  Condition not_full; // space in buffer
  Condition not_empty; // value in buffer

  void put_resource (Resource R) {
    while (buffer array is full)
      wait(not_full);
    Add R to buffer array;
    signal(not_empty);
  }
}
```

```
Resource get_resource() {
  while (buffer array is empty)
    wait(not_empty);
  Get resource R from buffer array;
  signal(not_full);
  return R;
} // end monitor
```

- What happens if no threads are waiting when signal is called?

# Monitor Queues



# Condition Vars != Semaphores

- **Condition variables != semaphores**
  - Although their operations have the same names, they have entirely different semantics (such is life, worse yet to come)
  - However, they each can be used to implement the other
- **Access to the monitor is controlled by a lock**
  - `wait()` blocks the calling thread, and **gives up the lock**
    - To call `wait`, the thread has to be in the monitor (hence has lock)
    - `Semaphore::wait` just blocks the thread on the queue
  - `signal()` causes a waiting thread to wake up
    - **If there is no waiting thread, the signal is lost**
    - `Semaphore::signal` increases the semaphore count, allowing future entry even if no thread is waiting
    - Condition variables have no history

# Signal Semantics

- **There are two flavors of monitors that differ in the scheduling semantics of `signal()`**
  - **Hoare** monitors (original)
    - `signal()` **immediately switches from the caller to a waiting thread**
    - The condition that the waiter was anticipating is guaranteed to hold when waiter executes
    - Signaler must restore **monitor invariants** before signaling
  - **Mesa** monitors (Mesa, Java)
    - `signal()` places a waiter on the ready queue, **but signaler continues inside monitor**
    - Condition is not necessarily true when waiter runs again
      - Returning from `wait()` is only a hint that something changed
      - Must recheck conditional case

# Hoare vs. Mesa Monitors

- **Hoare**

```
if (empty)
    wait(condition);
```

- **Mesa**

```
while (empty)
    wait(condition);
```

- **Tradeoffs**

- Mesa monitors easier to use, more efficient
  - Fewer context switches, easy to support broadcast
- Hoare monitors leave less to chance
  - Easier to reason about the program

# Monitor Readers and Writers

Using Mesa monitor semantics.

- Will have four methods: `StartRead`, `StartWrite`, `EndRead` and `EndWrite`
- Monitored data: `nr` (number of readers) and `nw` (number of writers) with the monitor invariant

$$(nr \geq 0) \wedge (0 \leq nw \leq 1) \wedge ((nr > 0) \Rightarrow (nw = 0))$$

- Two conditions:
  - `canRead`: `nw = 0`
  - `canWrite`: `(nr = 0) \wedge (nw = 0)`



# Monitor Readers and Writers

- **Write with just wait()**
  - Will be safe, maybe not live – why?

```
Monitor RW {
  int nr = 0, nw = 0;
  Condition canRead, canWrite;

  void StartRead () {
    while (nw != 0) do wait(canRead);
    nr++;
  }

  void EndRead () {
    nr--;
  }
}
```

```
void StartWrite {
  while (nr != 0 || nw != 0) do wait(canWrite);
  nw++;
}

void EndWrite () {
  nw--;
}
} // end monitor
```

# Monitor Readers and Writers

- **add** `signal()` **and** `broadcast()`

```
Monitor RW {
  int nr = 0, nw = 0;
  Condition canRead, canWrite;

  void StartRead () {
    while (nw != 0) do wait(canRead);
    nr++;
  }
  // can we put a signal here?

  void EndRead () {
    nr--;
    if (nr == 0) signal(canWrite);
  }
}
```

```
void StartWrite () {
  while (nr != 0 || nw != 0) do wait(canWrite);
  nw++;
  // can we put a signal here?
}

void EndWrite () {
  nw--;
  broadcast(canRead);
  signal(canWrite);
}
// end monitor
```

# Monitor Readers and Writers

- **Is there any priority between readers and writers?**
- **What if you wanted to ensure that a waiting writer would have priority over new readers?**

# Condition Vars & Locks

- **C/Vs are also used without monitors in conjunction with locks**
  - `void cond_init (cond_t *, ...);`
  - `void cond_wait (cond_t *c, mutex_t *m);`
    - **Atomically unlock m and sleep until c signaled**
    - Then re-acquire m and resume executing
  - `void cond_signal (cond_t *c);`
  - `void cond_broadcast (cond_t *c);`
    - - Wake one/all threads waiting on c

# Condition Vars & Locks

- **C/Vs are also used without monitors in conjunction with locks**
- **A monitor  $\approx$  a module whose state includes a C/V and a lock**
  - Difference is syntactic; with monitors, compiler adds the code
- **It is “just as if” each procedure in the module calls acquire() on entry and release() on exit**
  - But can be done anywhere in procedure, at finer granularity
- **With condition variables, the module methods may wait and signal on independent conditions**

# Condition Vars & Locks

- **Why must `cond_wait` both release `mutex_t` & sleep?**
  - `void cond_wait(cond_t *c, mutex_t *m);`
- **Why not separate mutexes and condition variables?**

```
while (count == BUFFER_SIZE) {  
    mutex_unlock(&mutex);  
    cond_wait(&not_full);  
    mutex_lock(&mutex);  
}
```

# Condition Vars & Locks

- **Why must `cond_wait` both release `mutex_t` & sleep?**
  - `void cond_wait(cond_t *c, mutex_t *m);`
- **Why not separate mutexes and condition variables?**

## Producer

```
while (count == BUFFER_SIZE) {  
    mutex_unlock(&mutex);  
  
    cond_wait(&not_full);  
    mutex_lock(&mutex);  
}
```

## Consumer

```
mutex_lock(&mutex);  
... count--;  
cond_signal(&not_full);
```

# Using Cond Vars & Locks

- **Alternation of two threads (ping-pong)**
- **Each executes the following:**

```
Lock lock;  
Condition cond;  
  
void ping_pong () {  
    acquire(lock);  
    while (1) {  
        printf("ping or pong\n");  
        signal(cond, lock);  
        wait(cond, lock);  
    }  
    release(lock);  
}
```

Must acquire lock before you can wait  
(similar to needing interrupts disabled  
to call `thread_block` in Pintos)

Wait atomically releases lock  
and blocks until `signal()`

Wait atomically acquires lock  
before it returns



# Monitors and Java

- **A lock and condition variable are in every Java object**
  - No explicit classes for locks or condition variables
- **Every object is/has a monitor**
  - At most one thread can be inside an object's monitor
  - A thread enters an object's monitor by
    - Executing a method declared "synchronized"
      - Can mix synchronized/unsynchronized methods in same class
    - Executing the body of a "synchronized" statement
      - Supports finer-grained locking than an entire procedure
      - Identical to the Modula-2 "LOCK (m) DO" construct
  - The compiler generates code to acquire the object's lock at the start of the method and release it just before returning
    - The lock itself is implicit, programmers do not worry about it

# Monitors and Java

- **Every object can be treated as a condition variable**
  - Half of Object's methods are for synchronization!
- **Take a look at the Java Object class:**
  - Object.wait(\*) is Condition::wait()
  - Object.notify() is Condition::signal()
  - Object.notifyAll() is Condition::broadcast()

# Summary

- **Semaphores**

- `wait()`/`signal()` implement blocking mutual exclusion
- Also used as atomic counters (counting semaphores)
- Can be inconvenient to use

- **Monitors**

- Synchronizes execution within procedures that manipulate encapsulated data shared among procedures
  - Only one thread can execute within a monitor at a time
- Relies upon high-level language support

- **Condition variables**

- Used by threads as a synchronization point to wait for events
- Inside monitors, or outside with locks

# Next Time...

- **Read Chapter 32**